

KRAIBURG KKM LongLine / KIM LongLine / KE LongLine

Prerequisites:

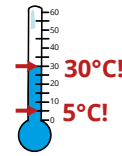


Concrete area:

- No holes
- No ridges
- Min. 3% slope

Mats:

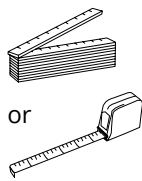
Even temperature:
min. 5°C to max. 30°C
(store according to initial
temperature)



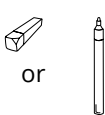
For animal well-being, a certain amount of bedding is necessary to absorb moisture (e.g. soft milled straw or mineral material)!

You will need:

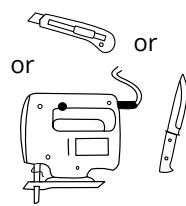
Measuring:



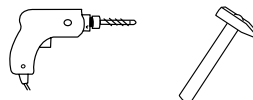
Marking:



Cutting:



Drilling and installing:



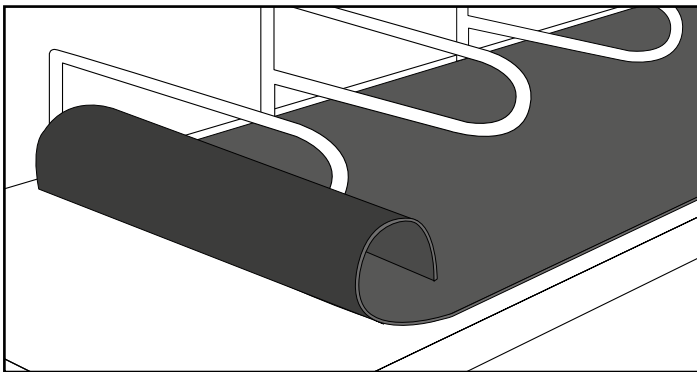
KRAIBURG fixings:



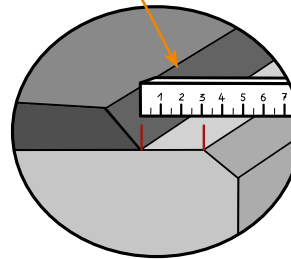
Nail plugs \varnothing 10 x 80 mm - A2 with
Washers \varnothing 30 mm - A2

(or fixings with at least the same strength and
durability)

1 Roll out and position roll



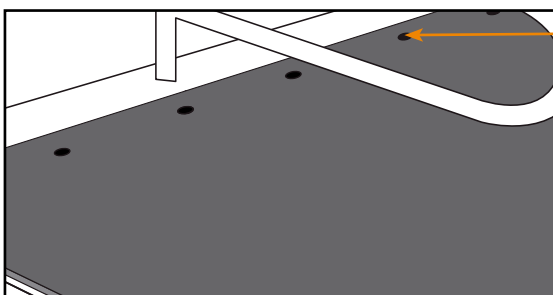
Chamfer



Rear concrete edge:
Min. 3 cm distance!

2 Fix

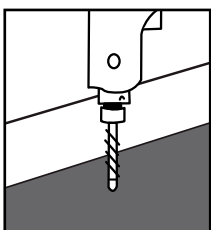
i Start from the center of the roll and fix on the right and on the left



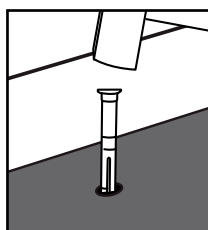
Fix at the front edge through the prefabricated
fixing points




If there are no fixing points available, **fix at the front every 40 cm**, with a **distance of approx. 5 cm from the edge**.



Drill



Knock the plastic
plugs in flush



Knock in nails
and washers until
they are seated
evenly and firmly
and are slightly
countersunk

Appropriate installation may differ due to local conditions.
Therefore, the manufacturer shall not be liable for installation!

