

KEW PLUS MATTRESS SYSTEMS

Extra class comfort



Soft and stable

- › excellent deformability and adaption
- › proven quality since 2004



NEW: our classic in 3 different options



| Straight edge without bar



| Straight edge with bar



| LongLine continuous roll system



KEW Plus



Our softest ones offer excellent lying comfort

| 3-layer composition

- › ideal and permanent softness for every load condition

| Proven, easy to maintain pebbled surface


| Soft lying area within the mat edges

- › supports the correct resting position of the cow
- › improves slip resistance

| Rear area

- › integrated soft slope: promotes drying off of the surface
- › chamfer: gentle on animal joints, no stumbling edge
- › sealing lips: surround the foam inlay and the lower mat, the foam is protected

| Easy to install



sealing lips on lower side

KEW Plus

The classic since 2004



| THICKNESS

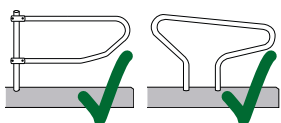
ca. 6 cm

| 3-LAYER COMPOSITION

| COMFORT



the connecting bar engages flush with the surface



suitable for cantilever dividers and mushroom dividers

DIMENSIONS

THICKNESS

ca. 6 cm

WIDTH – adjustable with connecting bar

mat	bar	cubicle
107 cm	8 cm	115 cm
112 cm	8 cm	120 cm
112 cm	13 cm	125 cm
112 cm	18 cm	130 cm

LENGTH


183 cm
 192 cm (from 120 cm width)

ACCESSORIES

Side closure bar end-bar
WIDTH: 6.3 cm, LENGTH: 183 cm

INSTALLATION

fixing with 2 framing plugs at the head edge, with 5 framing plugs at the bars



Martin Vorbuchner,
Reischach,
Germany

"The animals accept the KEW Plus very well, even better than the deep bedded cubicles. Maintenance is easier and quicker than with the deep bedded cubicles, so I can save a lot of time. I wanted to try out the elevated cubicles with the mats first, but in the meantime I have retrofitted all of them."

KEW Plus Solo

The extra easy to install one

NEW

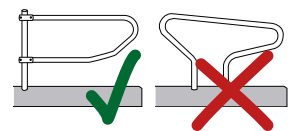


the mats are laid out edge to edge

| **THICKNESS**
ca. 6 cm

| **3-LAYER
COMPOSITION**

| **COMFORT**



suitable for cantilever
dividers only

DIMENSIONS

THICKNESS	WIDTH	LENGTH
ca. 6 cm	115 cm	183 cm
	120 cm	
	125 cm	

INSTALLATION

fixing with 3 framing plugs at the head edge

KEW Plus LongLine **NEW**

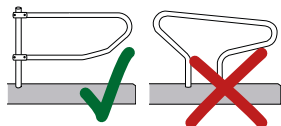
The jointless one



| **THICKNESS**
 ca. 7 cm

| **3-LAYER
 COMPOSITION**

| **COMFORT**




suitable for cantilever
 dividers only



| **Rear area**

- > smooth transition and slope
- > soft and stable at the same time



| **The foam inlay is embedded
 precisely between the upper
 mat and the lower mat**



| **Head edge:
 the connecting grooves
 of the upper mat and the
 lower mat engage
 perfectly**

- > facilitates professional
 installation

DIMENSIONS

	THICKNESS	WIDTH	LENGTH
KEW Plus LongLine	ca. 7 cm		
consists of:			
KEW LongLine (top covering)	15 mm	180 cm	2.5 - 35 m in 10-cm increments
KRAI-PUR (foam)	20 mm	120 cm	200 cm
KEW Cup (cup-formed lower mat)	35 mm	120 cm	167 cm

Side closure bars
 KEW Plus LL-R (right) and
 KEW Plus LL-L (left)
WIDTH: 10 cm,
LENGTH: 180 cm

INSTALLATION

fixing with 2 - 3
 framing plugs /
 cubicle at the head
 edge, with 6 framing
 plugs at the bars

Your KRAIBURG dealer:



Please take notice of the corresponding KRAIBURG specifications and installation instructions with useful advice and tips. You will obtain these at your local KRAIBURG dealer or at www.kraiburg-elastik.com.



The products presented here should only be used for the mentioned applications. Technical specifications are subject to alterations. Tolerances see www.kraiburg-elastik.com. All sales are subject to our General Terms and Conditions. Legal basis is the German version of the document.