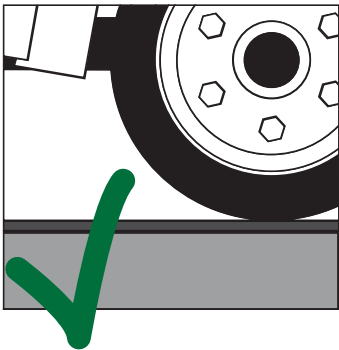


KRAIBURG Rubber Flooring



right



wrong

! no visible bubble should form when driving on mat

Requirements:


► Tires:

Vehicle weight, tire width and required tire pressure are all related. Therefore, **required inflation pressure of authorized tires is a maximum of 58 PSI.**

! if the tires need to be adapted:
approval by the vehicle manufacturer is necessary!

► Subsurface

- maximum slope: 2%



General Guidelines:

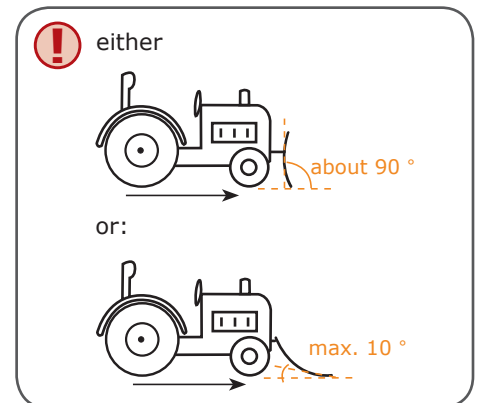
► Driving mode:

- maximum speed = half walking speed (about 1 to 2 MPH)
- no abrupt steering actions, do not turn tires while standing still
- slow acceleration and gentle braking

► **The mat edges must be protected (hold down strips) at the beginning and at the end of the alley!**

Mobile Manure Removal:

- the cleaning blade edge must be equipped with a rubber lip
- operate only with lowest scraping pressure
- the cleaning blade is positioned either vertically or very flat on the surface



Appropriate installation may differ due to local conditions. Therefore the manufacturer is not liable for installation!

